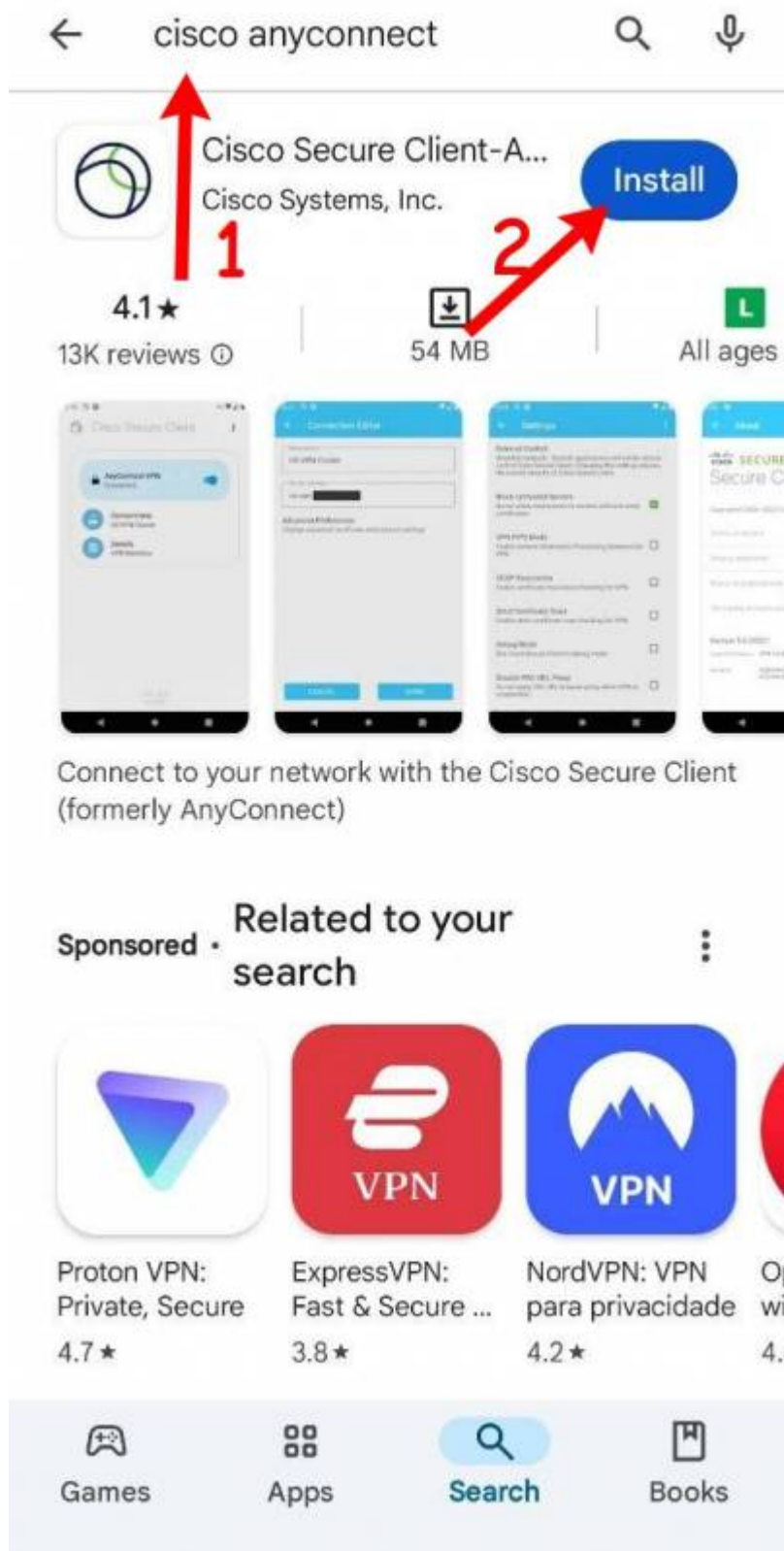








Instalando o Cisco AnyConnect




Abra o aplicativo

 Cisco Secure Client 

 **AnyConnect VPN** 
Disconnected

 **Connections**
No connection 

 **Details**
VPN Statistics

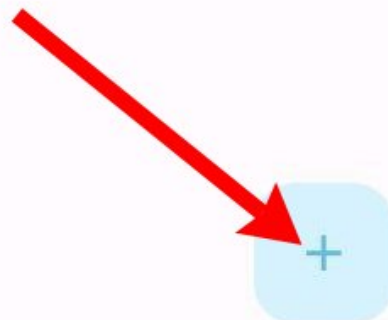


Adicione a conexão

← Connection Selector



There seems to be nothing here
Add a connection



Adicione os dados de conexão

← Connection Editor

Description

usp



Server Address

vpn.semfiio.usp.br



Advanced Preferences

Change advanced certificate and protocol settings


Cancel


Done




Ligue a VPN

Cisco Secure Client ⋮

 **AnyConnect VPN**
Disconnected

 **Connections**
usp

 **Details**
VPN Statistics



From:
<https://wiki.ime.usp.br/> - **Wiki da Rede IME**

Permanent link:
<https://wiki.ime.usp.br/tutoriais:vpn:android?rev=1733871146>

Last update: **2024-12-10 19:52**

